



# ARYA

LIMITED EDITION

The good **pressure** for your **sport**.

WEPERE



## **TECHNICAL INFORMATION**

MANUFACTURER	4
DECLARATION OF CONFORMITY	4
CLASSIFICATIONS	5
INTENDED PURPOSE AND SCOPE OF USE	5
DEVICE DESCRIPTION AND CONTROLS	6
TECHNICAL SPECIFICATIONS	6
LABELLING	7
Pack contents	8

## **HOW TO USE THE DEVICE**

INTRODUCTION TO THE TECHNOLOGY	9
CONTRAINDICATIONS	9
WARNINGS	9
USER PREPARATION	11
USE OF DEVICE	13
RECOMMENDED TREATMENT SETTINGS	14

## **LOOKING AFTER FOR THE DEVICE**

MAINTENANCE	15
TROUBLESHOOTING	16
DISPOSAL INFORMATION	17
WARRANTY	18
Support	19
Spare parts	19
INTERFERENCE AND ELECTROMAGNETIC COMPATIBILITY TABLES	20

## Manufacturer

---

I.A.C.E.R. S.r.l.  
via Enzo Ferrari 2 • 30037 Scorzè (VE) - Italy  
Tel. 041.5401356 • Fax 041.5402684

---

## Declaration of conformity



The manufacturer:

**I.A.C.E.R. S.r.l**  
via Enzo Ferrari 2 - 30037 Scorzè (VE) - Italy  
declares under its own responsibility that the product

### **ARYA Limited Edition**

Is conform with the Essential Requirements of Directive 2014/30/EU of the European Parliament and of the Council of 26 February 2014 on the harmonization of the laws of the Member States relating to electromagnetic compatibility and the Safety Objectives of Directive 2014/35/EU of the European Parliament and of the Council of 26 February 2014 on the harmonization of the laws of the Member States relating to the making available on the market of electrical equipment designed for use within certain voltage limits.

EN60601-1:2006 + A1:2013, EN 60601-1-2:2015, EN 60601-1-6:2010+A1:2015, EN 60601-1-11:2015,  
EN ISO 14971:2019, EN ISO 15223-1:2021 ISO 10993-1:2018, ISO 10993-5:2009, ISO 10993-10,  
EN 62366:2015.

Scorzè, 01/12/2022  
Place, date

A handwritten signature in black ink, appearing to read 'Massimo Marcon', written over a horizontal line.

MASSIMO MARCON  
Legal representative

## **Classifications**

The ARYA Limited Edition device assumes the following classifications:

- Class II with type BF applied part (Classif. EN 60601-1);
- IP21 protection degree device in relation to the penetration of liquids and dust.
- device and applicators not subject to sterilisation;
- device not suitable for use in the presence of a flammable anaesthetic mixture with air or with oxygen or with nitrous oxide;
- device intended for continuous operation;
- device not suitable for external use.

## **Intended purpose and scope of use**


The ARYA Limited Edition device for intermittent pneumatic compression is ideal for improving the peripheral blood and lymphatic circulation. This type of device is designed for the following applications:

- muscle recovery
- drainage of liquids
- improvement of the blood and lymphatic circulation

The device can be used by users themselves. In this case they will also assume the role of operator during treatment.

The minimum age for users to use the device is 18 years.

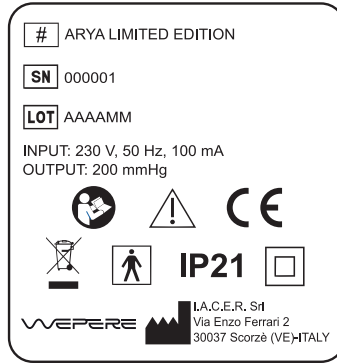
## Device description and controls



Technical specifications		
Feature	Specification	
Power supply	Mains power supply 230V AC, 50Hz	
Fuses	T1A x1	
Total consumption	100mA max	
Insulation (EN 60601-1)	II	
Applied parts (EN 60601-1)	BF	
Dimensions (Length x Width x Height)	260 x 200 x 125 mm	
Weight	2 kg	
IP protection	IP21	
Pressure	200 mmHg (±20%)	
Treatment duration	0 ÷ 30 minutes	
Operation	Continuous	
Conditions of use	Ambient temperature	From +5 to +40°C
	Relative humidity	From 15 to 93%
	Atmospheric pressure	700-1060 hPa
Storage/transport conditions	Ambient temperature	From +5 to +40°C
	Relative humidity	From 15 to 93%
	Atmospheric pressure	700-1060 hPa

Useful life of the device: 3 years.

## Labelling



	Brand logo
	In accordance with Directive 2014/30/EU and Directive 2014/35/UE.
	Device with type BF applied part according to EN 60601-1 ed. III.
	Class II device
	Manufacturer data.
	Date of manufacture (YYYY-MM).
	Consult the user manual.
	WEEE directive for the disposal of electronic and electrical waste.
	Serial number
<b>IP21</b>	Degree of protection against entry of solids, dusts and liquids (device protected against solid foreign bodies with a diameter of $\geq 12.5\text{mm}$ and against the vertical fall of water drops). IP21
	Caution, danger.
	Allowed temperatures (storage temperatures, on packaging)
	Relative humidity (storage relative humidity, on packaging)

## Pack contents

The ARYA Limited Edition LEG 2 pack contains:

- no° 1 ARYA Limited Edition device;
- no° 2 4 chambers leg cuffs;
- no° 2 4 terminations tubes for leg cuffs;
- n° 1 connector
- n° 1 splitter

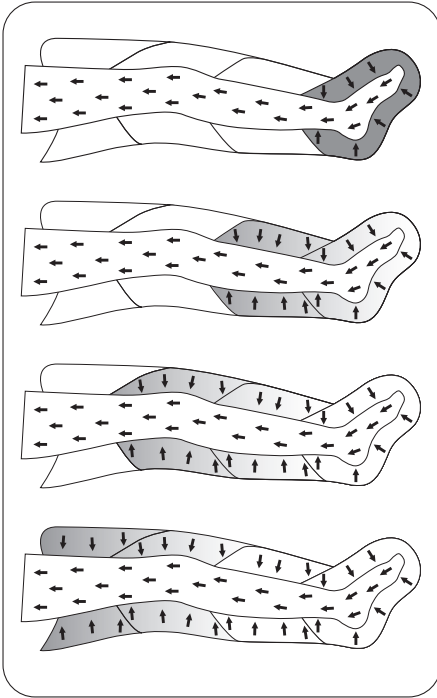
The configuration ARYA Limited Edition LEG 2 is available in M or L options (ARYA Limited Edition LEG2 M or ARYA Limited Edition LEG2 L).



It is also available as optional item the BEAUTY KIT (4 chambers abdominal band, 4 terminations tube the for abdominal band, 1 splitter).







## Introduction to the technology

Intermittent pneumatic compression is a useful method for improving peripheral blood and lymphatic circulation, reducing muscle tension caused by stress or chronic and acute pain. Thanks to its pump action, it promotes venous return (see figure below), increasing the blood supply of the tissues and their consequent correct physiological renewal.

Intermittent pneumatic compression is therefore able to solve the problem of blood that could stagnate in damaged blood vessels or in any case in areas of the body that are not properly supplied. External compression also allows excess interstitial fluids to return more easily to the circulatory system, so that they can be properly and quickly eliminated.

## Contraindications

Undesirable effects may occur if the device is used in the following situations or in people suffering from the following diseases and conditions:

- people with implantable medical devices;
- people suffering from pulmonary oedema, heart attack, phlebocarcinoma, high blood pressure, high fever;
- people suffering from burns, dermatitis, purulent wounds, malignant tumours, etc. ;
- people who have undergone skin surgery in the treatment area;
- people with severe circulation problems, such as hardening of the arteries, angina, heart attack, etc. ;
- people with suspected blood clots;
- people with severe malformations or wearers of prostheses (or other fixation devices) in the treatment area;
- immediately after undergoing surgery for the treatment of varicose veins;
- users who have just undergone surgery, pregnant women, children;

CONSULT YOUR DOCTOR BEFORE STARTING TREATMENT WITH THE DEVICE.

## Warnings

It is recommended:

- to use the device keeping the applicator at least 3 metres away from televisions, monitors, mobile phones or any other electronic equipment even if the device does not generate or receive any electromagnetic interference from other equipment;
- to avoid use of the device by people who are not properly trained and who have not read this manual;
- during treatment, the user is advised not to wear metal objects;
- to pay attention to the use of connection cables in the presence of children/young people: potential strangulation hazard. Keep out of the reach of children;
- position the device so that the mains plug can be easily disconnected;
- use ONLY applicators supplied by the manufacturer.

It is forbidden:

- for the device to be used by people of unsound mind, who suffer from sensitivity disorders, or temporarily unfit if not assisted by qualified personnel; children under the age of 12 or in any case those not adequately trained in the use of the device by an adult;
- to use the device if you find any damage or signs of deterioration to it or to the applicators and/or cables: contact the retailer or the manufacturer as indicated in the Support paragraph. Check the condition of the device before each use;
- to use the device near flammable substances, gases, explosives, in environments with high oxygen concentrations, in the presence of aerosols or in very humid environments (do not use in the bathroom or while showering/bathing);
- to use the device while driving vehicles or while operating and controlling equipment/machinery;
- to use sharp objects on the device.

Warning:

- it is forbidden to use the device in combination with other devices that monitor/support vital functions.
- do not crush, bend or damage the electric cable. Electrical shock hazard.
- do not immerse the device in liquids.
- be careful when closing the zip to avoid entangling hair or clothing.
- avoid knocking or dropping the device.
- do not move when you are using the device.

The manufacturer is to be considered responsible for the safety, reliability and performance of the device provided that:

- any additions, modifications and/or repairs are carried out by authorised personnel;

- the electrical system of the environment in which ARYA Limited Edition is inserted complies with national laws;
- the device is used in strict compliance with the instructions reported in this manual.

If foreign substances get into the device, contact the retailer or manufacturer immediately. Should the device fall, check that there are no cracks in the container or damage of any kind; if there are, contact your dealer or manufacturer.

In the event of any change in performance during treatment, stop treatment immediately and contact your dealer or manufacturer immediately.



### User preparation

1. Select the appropriate applicator for the area being treated.

#### 1. Leg cuffs

1. Attach the connector to the splitter paying attention to the correct direction of insertion (as in the picture below): the correct connection will be confirmed by the click sound of the two side fins;
2. Connect the two tubes to the splitter paying attention to the correct direction of insertion (as in the picture below), then attach the connector to the device (see picture)





3. Connect the ends of the tubes to their respective inlets in each leg cuff, paying attention to connect the longest tube to the connecting inlet at thigh level (identified by the darker colour). The inflation of the four chambers needs to proceed in distal-proximal direction, in other words, from the feet towards the thigh.
4. Put on the leg cuffs and close the zip up to the top.

### BEAUTY Kit (optional)

The kit contains: 4-compression-chambers abdominal band; connecting tube with 4 terminations for the abdomen, a splitter. To simultaneously use the ABD Kit and the leg cuffs proceed as following:

1. Disconnect the leg cuffs tubes from the splitter;
2. Connect the two splitters (as in the picture);
3. Connect the abdominal tube to the inlets of the abdominal band, matching the darker ending with the darker inlet: the inflation needs to proceed in distal-proximal direction, in other words from the bottom up;
4. Connect the two tubes of the leg cuffs to the double outlet of the second splitter and the tube of the abdominal band to the single outlet of the first splitter (as in the picture).



## Use of device

To use the ARYA Limited Edition device:



1. Plug the power cable into the mains socket.



2. Put on the applicators suitable for the treatment you intend to perform and connect the relative connector to the device body.



3. Adjust the pressure: the pressure can be adjusted from 0 to 200mmHg ( $\pm$  20%), i.e. the maximum pressure that can be set, by slowly turning the knob clockwise.



4. Adjust the treatment time: the treatment time can be set from 0 to 30 minutes.



**WARNING!** The device will immediately begin delivering pressure into the worn applicators.



**WARNING!** Once the treatment has started, do not force the timer by turning it anticlockwise. Wait for the end of the treatment to set the desired time again.



5. Press the ON/OFF switch on the device body so that it is ON.

6. At the end of the treatment press the ON/OFF switch OFF.



7. It takes about 2 minutes for the air to flow into the chambers inside the applicators. Only when ALL the air has escaped from the chambers, unplug the power cable from the mains socket.



8. Disconnect the applicator connectors from the device body.



9. Remove the tube connection inlets from the applicators with a rotational movement, holding the base of the inlet on the leg cuff.



10. Store the device and all its applicators in their box.

## Recommended treatment settings

Condition	Pressure (mmHg)	Time (min)	Treat-ment cycle
Drainage of liquids	100	30	30 days
Improvement of the blood and lymphatic circulation	100	30	30 days
Muscle recovery	170	20	30 days

In case of simultaneous use of the BEAUTY Kit, keep the same pressure levels.

You should not excessively increase the pressure more the suggested values, in order to avoid possible injuries.

## Maintenance

If used in accordance with the information reported herein, this device requires no particular routine maintenance operations.

It is advisable to carry out a functional check of the device at the manufacturer every 24 months. The manufacturer does not consider the ARYA Limited Edition device to be repairable by personnel outside the company itself. Any operation in this sense by personnel not authorised by the manufacturer will be considered tampering with the device, thereby avoiding the manufacturer's warranty and freeing it from liability for any hazards to which the operator or user may be subjected.

## CLEANING

It is advisable to turn off ARYA Limited Edition at the end of each treatment section and also to



remove the cables from the appropriate connectors.

**WARNING:** device cleaning must not be performed while the device is in operation. Disconnect the device from the mains, disconnect all connection cables and perform cleaning with the device switched off.

Use a soft dry cloth to remove any dust from the device. In case of hard to remove dirt, use a cloth soaked in water and alcohol.

To clean the cuffs, use a soft cloth dampened if necessary, with a solution of water and alcohol.

Wait until completely dry before using the device and applicators again.

The device does not require sterilisation.

Notes:

- Never use solvents or chemicals for cleaning. Cleaning agents can damage the device.
- Carry out routine maintenance, in particular:
  - inspect the body of the device for cracks or fissures, which may allow liquids to enter;
  - inspect the cables.

Follow the above instructions only, for any other cleaning/maintenance operations contact the manufacturer.

## TRANSPORT AND STORAGE

### Transport precautions

There is no particular care to be taken during transport as ARYA Limited Edition is a portable device. However, it is recommended to put ARYA Limited Edition and the relative applicators in the holder supplied after each use. Protect the device from intense heat, direct sunlight and liquids. Store the device in a cool and well-ventilated environment.

Do not place heavy objects on top of the device.

## Storage precautions

### Environmental operating conditions:

ambient temperature	from +5 to + 40°C
relative humidity	from 15 to 93%
pressure	from 700 to 1060 hPa

### Environmental storage conditions:

ambient temperature	from +5 to + 40°C
relative humidity	from 15 to 93%
pressure	from 700 to 1060 hPa

## Troubleshooting

Any type of work on ARYA Limited Edition must only be carried out by the manufacturer or authorised dealer. In any case, before sending ARYA Limited Edition to the manufacturer, it will be necessary ascertain the exact nature of the ARYA Limited Edition malfunction.

Check the following:

Problem	Solution
ARYA Limited Edition does not turn on	<ol style="list-style-type: none"><li>1. Check the connection to the mains.</li><li>2. Check the power ON/OFF button.</li><li>3. Check the power cable is not damaged.</li></ol>
ARYA Limited Edition emits a strange hiss similar to leaking air	<ol style="list-style-type: none"><li>1. Check for damage and/or holes in the tubes and connectors</li><li>2. Check the applicators are correctly connected to the device</li><li>3. Check that the tubes are not bent or squashed</li></ol>
There is no pressure or the air is not reaching the applicators	<ol style="list-style-type: none"><li>1. Check the applicator connector is correctly connected to the device</li><li>2. Check that the tubes are not bent or squashed</li><li>3. Check that the air chambers inflate rhythmically and gradually</li></ol>
Air continues to enter the chambers and/or an air leak is detected in the applicators	Check for holes or damage in the air chambers. If no air leaks are found, turn off the device, turn it back on and see if it operates correctly
Pressure is too strong and/or the user feels discomfort	<ol style="list-style-type: none"><li>1. Reduce the pressure using the appropriate knob.</li><li>2. Turn off the device and detach the applicators to remove air from the chambers.</li></ol>



## Disposal Information

ARYA Limited Edition devices, in line with operating and safety requirements, have been designed and built to have a minimum negative impact on the environment, following the provisions of the European Directive 2012/19/EU relating to the disposal of waste electrical and electronic equipment.

The criteria followed are those of minimising the amount of waste, toxic materials, noise, unwanted radiation and energy consumption.

Careful research into optimising machine performance guarantees a significant reduction in consumption, in accordance with the subject of energy saving.



This symbol indicates that this product should not be disposed with other household waste. Correct disposal of obsolete equipment, applicators and especially batteries helps to prevent possible negative consequences on human health and the environment.

The user must dispose of the equipment to be scrapped by taking it to the collection centre indicated for the subsequent recycling of electrical and electronic equipment.

For more detailed information on the disposal of obsolete equipment, contact your local council, waste disposal service or shop where you purchased the product.

## Warranty

IACER Srl guarantees a warranty period of 2 years from the purchasing date for ARYA Limited Edition device, **unless information contained in this manual regarding installation, use and maintenance is strictly adhered**. The parts subject to wear and tear (pressure band) are excluded from the warranty, unless there are obvious manufacturing defects. The warranty will lapse if: the device is modified in any way or operated by staff not authorised by the manufacturer or by the authorised dealer.



Should you need to return the goods then please pack the device and all the accessories so that it won't be damaged during transportation. In order to be entitled to the warranty assistance, the purchaser must enclose to the device a copy of the purchasing receipt, proving origin and purchasing date. For more information on the warranty please contact the distributor or vendor, in order to check the norm and standard in force in your Country, or ultimately the manufacturer IACER Srl.

## Warranty conditions

- 1) Should assistance be needed, enclose the purchasing receipt when sending the device to the manufacturer.
- 2) The warranty period is valid only on the electronic parts. The warranty will be granted by the shop or directly by the manufacturer.
- 3) The warranty covers only the product damages, which causes its malfunctioning.
- 4) Warranty means that only the manufacturing defect components or material are covered by repair or free substitution, hand work included.
- 5) Warranty is not applied to damages caused by negligence or use not compliant to the given instructions, by intervention on the device from personnel not authorized, accidental causes or negligence from the purchaser.
- 6) Warranty is not applied in case of damages caused by unsuitable power supplies.
- 7) Warranty does not apply to wearing parts.
- 8) Warranty does not include transportation costs which have to be covered by the purchaser.
- 9) After the warranty period, the warranty is no more applicable. In this case all the assistance interventions will be performed by debiting the costs of the substitution of the parts, the hand work and the transportations costs.
- 10) The court of Venice has exclusive jurisdiction over any dispute.

## Support

The manufacturer is the only point of contact for technical support regarding the device. For all technical support matters, please contact:

---

I.A.C.E.R. S.r.l.  
via Enzo Ferrari 2 • 30037 Scorzè (VE) - Italy  
Tel. 041.5401356 • Fax 041.5402684

---

Technical documentation concerning repairable parts may be provided, but only with prior company authorisation and only after giving proper training to the maintenance personnel.

## Spare parts

Original spare parts for this device can be ordered at any time from the manufacturer. To order them contact:

---

I.A.C.E.R. S.r.l.  
via Enzo Ferrari 2 • 30037 Scorzè (VE) - Italy  
Tel. 041.5401356 • Fax 041.5402684

---

Use only original spare parts supplied by the manufacturer; if non-original spare parts are used, the operation and safety of the product might be affected and the warranty will be null and void.

## **Interference and electromagnetic compatibility tables**

The ARYA Limited Edition device is designed and built in compliance with the current TECHNICAL STANDARD on ELECTROMAGNETIC COMPATIBILITY EN 60601-1-2:2015, with the aim of providing reasonable protection against harmful interference in residential, civil and healthcare settings.

Based on their operating principle, the devices do not generate significant radio frequency energy and have an adequate level of immunity to radiating electromagnetic fields. Under these conditions, harmful interference cannot occur to radioelectric communications and to the operation of electro-medical devices used for monitoring, diagnosis, treatment and surgery, to the operation of electronic office devices such as computers, printers, copiers, faxes, etc. and to any electrical or electronic appliance used in such environments, provided that they comply with the ELECTRO-MAGNETIC COMPATIBILITY directive.

In any case, to prevent any problem with interference, it is recommended to operate any treatment device at an appropriate distant from critical equipment for monitoring users' vital functions and to use caution in therapeutic applications on users with pacemakers. However, it is advisable to use the device keeping a distance of at least 3 metres from televisions, monitors, mobile phones or any other electronic equipment.

For more details see the compatibility tables at the end of the manual.

## ELECTROMAGNETIC COMPATIBILITY TABLES

### Guidance and manufacturer's declaration - ELECTROMAGNETIC EMISSIONS - FOR ALL EQUIPMENT AND SYSTEMS

ARYA Limited Edition is designed to work in the electromagnetic environment specified below. The customer or the user of ARYA Limited Edition must ensure that it is used in such an environment.

<b>Emission Test</b>	<b>Compliance</b>	<b>Electromagnetic environment – guidance</b>
RF emissions CISPR 11	Group 1	ARYA Limited Edition uses RF energy only for its internal operation. Therefore, its RF emissions are very low and not likely to cause any interference in nearby electronic equipment  ARYA Limited Edition is suitable for use in all premises including domestic settings and those directly connected to a public low voltage mains supply which supplies buildings used for domestic purposes.
RF emissions CISPR 11	Class B	
Harmonic Emissions IEC 61000-3-2	Class A	
Emission of voltage fluctuations/flicker IEC 61000-3-3	Complies	

**Guidance and manufacturer's declaration**  
**ELECTROMAGNETIC IMMUNITY - FOR ALL EQUIPMENT AND SYSTEMS**

ARYA Limited Edition is designed to work in the electromagnetic environment specified below. The customer or the user of ARYA Limited Edition must ensure that it is used in such an environment.

<b>Immunity test</b>	<b>IEC 60601 test level</b>	<b>Compliance level</b>	<b>Electromagnetic environment – guidance</b>
Electrostatic Discharge (ESD) IEC 61000-4-2	± 2kV for power supply lines	±6kV, +8kV contact ±8kV, +15kV air	Floors should be wood, concrete or ceramic tile. If floors are recovered with sintetic ma-terial , the relative hu-midity should be at least 30%
Electrical Fast Transient/Burst IEC 61000-4-4	± 2kV for power supply lines	± 2kV for power supply lines	Mains power quality should be that of a typical commercial or hos-pital environment.
Surge IEC 61000-4-5	± 1kV line - line ± 2kV line - ground	± 1kV line - line ± 2kV line - ground	Mains power quality should be that of a typical commercial or hos-pital environment.
Voltage dips, short interruptions and voltage variations on power supply input lines IEC 61000-4-11	<5% UT (>95% dip in UT) for 0.5 cycles  <5% UT (>95% dip in UT) for 1 cycle  70% UT (30% dip in UT) for 25 cycles  <5% UT (>95% dip in UT) for 5s	<5% UT (>95% dip in UT) for 0.5 cy-cles  <5% UT (>95% dip in UT) for 1 cycle  70% UT (30% dip in UT) for 25 cycles  <5% UT (>95% dip in UT) for 5s	Mains power quality should be that of a typical commercial or hos-pital environment. If the user of ARYA Limited Edition re-quires continued oper-ation even during mains voltage failure, it is recommended to power ARYA Limited Edition with an uninterruptible power supply (UPS) or with batteries.
Magnetic field at power frequency (50/60Hz) IEC 61000-4-8	30A/m	30A/m	The magnetic fields at power frequency should be at levels typical of a commercial or hospital environment.

## Guidance and manufacturer's declaration - ELECTROMAGNETIC IMMUNITY - FOR EQUIPMENT AND SYSTEMS NOT SUPPORTING VITAL FUNCTIONS

ARYA Limited Edition is designed to work in the electromagnetic environment specified below. The customer or the user of ARYA Limited Edition must ensure that it is used in such an environment.

Immunity test	IEC 60601 test level	Compliance level	Electromagnetic environment – guidance
---------------	----------------------	------------------	--

Portable and mobile RF communications equipment should not be used near any part of the device, including cables, except when respecting the recommended separation distances calculated from the equation applicable to the transmitter frequency.

### Recommended separation distance

Conducted RF IEC 61000-4-6	$3V_{\text{eff}}$ from 150kHz to 80MHz  $6V_{\text{eff}}$ from 150kHz to 80MHz for ISM band	$3V_{\text{eff}}$ ([V1] V)  $6V_{\text{eff}}$ ([V1] V)	$d = \left[ \frac{3,5}{V_1} \right] \sqrt{P} = d = \left[ \frac{12}{V_1} \right] \sqrt{P}$ for ISM band
Radiated RF IEC 61000-4-3	$3\text{V/m}$ from 80MHz to 2.7GHz	$3\text{V/m}$ [E <sub>1</sub> ] V/m	$d = \left[ \frac{12}{E_1} \right] \sqrt{P}$ from 80MHz to 800MHz $d = \left[ \frac{7}{E_1} \right] \sqrt{P}$ from 800MHz to 2.7GHz
Radiated RF for radio communication devices IEC 61000-4-3	$3\text{V/m}$ from 80MHz to 6GHz	$3\text{V/m}$ [E <sub>1</sub> ] V/m	$d = \left[ \frac{6}{E_1} \right] \sqrt{P}$ from 80MHz to 6GHz

## Guidance and manufacturer's declaration - ELECTROMAGNETIC IMMUNITY - FOR EQUIPMENT AND SYSTEMS NOT SUPPORTING VITAL FUNCTIONS

ARYA Limited Edition is designed to work in the electromagnetic environment specified below. The customer or the user of ARYA Limited Edition must ensure that it is used in such an environment.

where P is the maximum output power rating of the transmitter in watts (W) according to the transmitter manufacturer and d is the recommended separation distance in metres (m).  
The field strength from fixed RF transmitters, as determined by an electromagnetic site survey a, may be less than the compliance level in each frequency range b.  
Interference may occur in the vicinity of equipment marked with the following symbol:



---

### Notes:

- (1) At 80MHz and 800MHz; the higher frequency range applies.
  - (2) These guidelines may not apply in all situations. Electromagnetic propagation is affected by the absorption and reflection from structures, objects and people.
- 
- a) Field strengths from fixed transmitters, such as base stations for radio (mobile/cordless) telephones and land mobile radios, amateur radios, AM and FM radio broadcast and TV broadcast cannot be predicted theoretically with accuracy. In order to assess the electromagnetic environment due to fixed RF transmitters, an electromagnetic site survey should be considered. If the measured field strength in the location where an ARYA Limited Edition is used exceeds the applicable compliance level above, normal operation of the ARYA Limited Edition should be observed. If abnormal performance is noted, additional measures may be required such as reorienting or relocating the ARYA Limited Edition device.
  - b) The field strength in the frequency range 150kHz to 80MHz should be less than [V1] V/m.
- 
-



## Recommended separation distances between portable and mobile radiocommunication equipment for ARYA Limited Edition which are not supporting vital functions

ARYA Limited Edition is intended to operate in an electromagnetic environment in which radiated RF disturbances are controlled. The customer or the operator of ARYA Limited Edition can help prevent electromagnetic interference by ensuring a minimum distance between mobile and portable RF communications devices (transmitters) and ARYA Limited Edition, as recommended below, according to the maximum output power of the radio communication devices.

Maximum Specified Transmitter Output Power (W)	Separation distance according to frequency of transmitter (m)				
	from 150kHz to 80 MHz	from 150kHz to 80 MHz for ISM band	from 80MHz to 800 MHz	from 800MHz to 2,7GHz	from 800MHz to 6GHz (to radio frequency wireless communication equipment)
0,01	0,12	0,2	0,12	0,23	–
0,1	0,38	0,63	0,38	0,73	–
0,2	–	–	–	–	0,9
1	1,20	2,0	1,20	2,30	–
1,8	–	–	–	–	2,7
2	–	–	–	–	2,8
10	3,80	6,3	3,80	7,30	–
100	12,00	20	12,00	23,00	–

For transmitters rated at a maximum output power not listed above, the recommended separation distance in metres (m) can be calculated using the equation applicable to the frequency of the transmitter, where P is the maximum output power rating of the transmitter in watts (W) according to the transmitter manufacturer.

### Notes

- (1) At 80MHz and 800MHz; the higher frequency range applies.
- (2) These guidelines may not apply in all situations. Electromagnetic propagation is affected by the absorption and reflection from structures, objects and people.

**ARYA Limited Edition.** All rights reserved. ARYA Limited Edition and the logo **WEPERE** are the exclusive property of **I.A.C.E.R. Srl** and are registered trademarks.

**Edition: MNPG557-00 of the 06/05/2024**



**WEPERE**

[www.wepere.com](http://www.wepere.com)

**I.A.C.E.R. Srl**

via Enzo Ferrari 2 - 30037 Scorzè (VE) - Italy